

#### IMPORTANT NOTE:

- Samsung S&P High Dividend APAC ex NZ REITs ETF (the "ETF") is a sub-fund of the Samsung ETFs Trust II ("Trust"), which is an umbrella unit trust established under Hong Kong law. The ETF aims to provide investment results that, before fees and expenses, closely correspond to the performance of the S&P High Yield Asia Pacific-Ex New Zealand REITs Select Index (Net Total Return) ("Index").
- Investment involves risk, including the loss of principal. Historical performance does not indicate future performance.
- The ETF could be subject to certain key risks such as risks of Asia Pacific market real estate sector concentration risks; Risk associated with investments in REITs; Real estate sector risk; Asia Pacific market risks; New index risks; Other currency distribution risks; Multi-counter risks, etc. Please note that the above listed investment risks are not exhaustive. Investors should refer to the prospectus of Samsung S&P High Dividend APAC ex NZ REITs ETF for details, including the product features and risk factors. Investors should not base on this material alone to make investment decisions.
- The Manager may at its discretion pay distributions out of capital, or effectively out of capital, of the ETF, amounting to a return or withdrawal of part of an investor's original investment or from any capital gains attributable to that original investment, resulting in an immediate reduction of the NAV per unit.

# Samsung S&P High Dividend APAC ex NZ REITs ETF



May 2025

**3187** HKD counter / **9187** USD counter

## FUND INFORMATION

ETF NAME	Samsung S&P High Dividend APAC ex NZ REITs ETF
BENCHMARK	S&P High Yield Asia Pacific-Ex New Zealand REITs Select Index (Net Total Return)
STRATEGY	Primarily Full Replication, Manager may pursue Representative Sampling Replication
MANAGEMENT FEE	0.65% p.a.
LISTING DATE	15 October 2020
DISTRIBUTION POLICY	Quarterly (Usually in March, June, September and December) subject to Manager's discretion
EXCHANGE	HKEX – Main Board
TRADING CURRENCY	3187 – HKD 9187 – USD
TRADE LOT	200 units
CREATION/REDEMPTION SIZE	200,000 units (or multiples thereof)
ISIN	3187: HK0000656956 9187: HK0000656964
BLOOMBERG	3187 HK 9187 HK



## INVESTMENT STRATEGY

Invest into 30 REITs listed in developed markets across Asia Pacific (excluding New Zealand) with the highest trailing 12-month dividend yield<sup>1</sup>

## KEY FEATURES

- First REITs ETF in Hong Kong
- Provides attractive dividend income<sup>1</sup> in a low-yield environment: The ETF starts paying out dividend in 2021 and the rolling 1-year dividend yield as of 30 May 2025 was 5.17 %<sup>2</sup>
- Holdings are diversified across multiple sectors from office and apartment buildings to hotels, warehouses, hospitals, shopping centers, parking lots, etc. with business spanning from just Asia to US and Europe
- Provides a low-cost tool to conveniently invest in the property sector across multiple geo-markets
- Low correlation with broad market indices historically. Can provide investors with dividends while diversifying portfolio risk
- REIT can be used as a natural inflation hedge, and the value of the general property will benefit from inflation
- Captures the potential post COVID-19 rebound

<sup>1</sup>Based on index methodology of S&P High Yield Asia Pacific-Ex New Zealand REITs Select Index (Net Total Return) compiled by S&P Dow Jones Indices. A positive distribution yield does not imply a positive return. Dividend amount or dividend rate is not guaranteed

<sup>2</sup>Source: Samsung Asset Management (Hong Kong) Limited. Dividend yield is calculated by rolling 1-year dividend payout (USD) as of 30 May 2025 divided by NAV of 9187 as of 30 May 2025

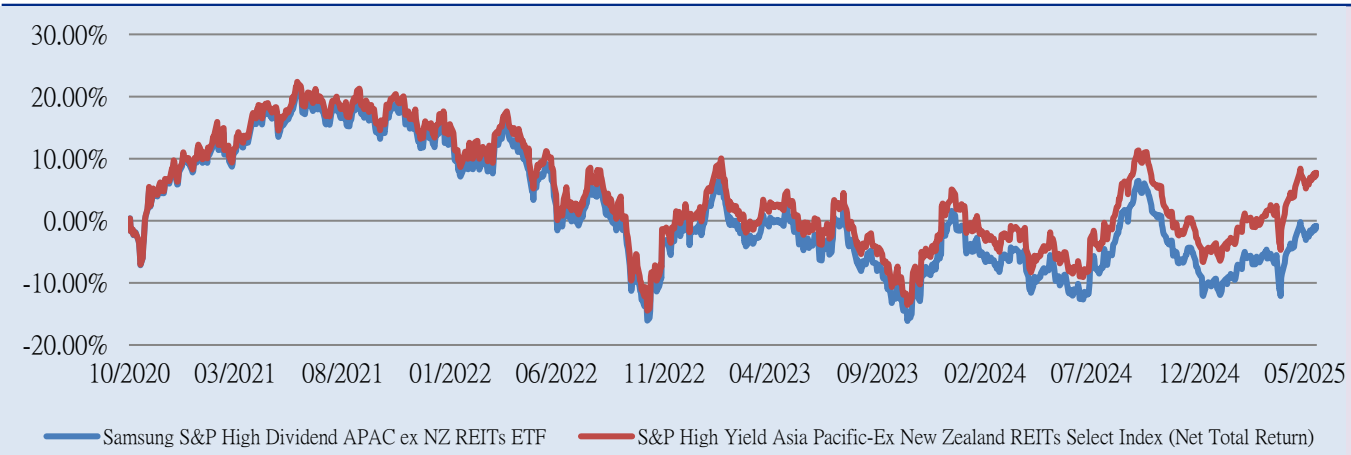
## FUND TOP 10 HOLDINGS

REIT Name	Listing Place	Weighting
LINK REIT	HONG KONG	11.53%
SCENTRE GROUP	AUSTRALIA	7.62%
CAPITALAND INTERGRATED COMMER	SINGAPORE	7.39%
CAPITALAND ASCENDAS REIT	SINGAPORE	5.86%
JAPAN METROPOLITAN FUND INVE	JAPAN	5.68%
STOCKLAND	AUSTRALIA	5.20%
KDX REALTY INVESTMENT CORP	JAPAN	4.88%
VICINITY CENTRES	AUSTRALIA	3.80%
INVINCIBLE INVESTMENT CORP	JAPAN	3.74%
GPT GROUP	AUSTRALIA	3.67%

Source: Samsung Asset Management (HK) Ltd, Bloomberg as of 30 May 2025

**Samsung Asset Management**  
**Hong Kong**

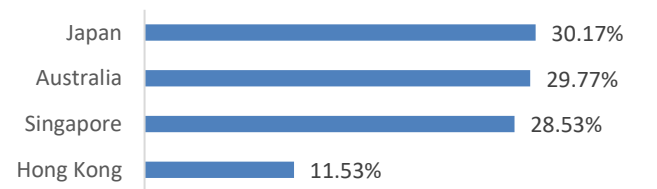
CUMULATIVE RETURN (%)<sup>1</sup>



Return (%)	1M	3M	6M	1Y	YTD	Calendar Year				
						2020	2021	2022	2023	2024
Fund	1.97%	8.32%	6.45%	13.29%	12.65%	-	4.80%	-14.03%	2.70%	-11.00%
Index <sup>2</sup>	2.14%	8.84%	7.32%	15.35%	13.46%	-	5.91%	-13.28%	3.80%	-9.56%

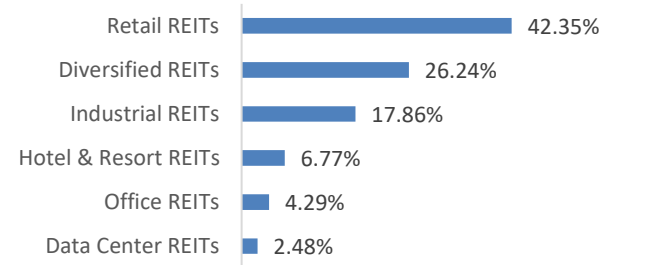
Source: Samsung Asset Management (Hong Kong) Limited, as of 30 May 2025  
Footnote: 1. Fund performance is calculated on NAV to NAV basis in USD and assumes dividend reinvestment; 2. The fund's underlying index is S&P High Yield Asia Pacific-Ex New Zealand REITs Select Index (Net Total Return) (SPHYARUN)

LISTING PLACE BREAKDOWN



GICS: Global Industry Classification Standard  
Source: Samsung Asset Management (HK) Ltd, Bloomberg as of 30 May 2025

GICS SUB INDUSTRY BREAKDOWN



Source: Samsung Asset Management (HK) Ltd, Bloomberg as of 30 May 2025

DIVIDEND HISTORY

Ex-Dividend Date	Record Date	Distribution Payment Date	Dividend Per Unit (USD)
21 Mar 2025	24 Mar 2025	31 Mar 2025	0.031
19 Dec 2024	20 Dec 2024	31 Dec 2024	0.020
20 Sep 2024	23 Sep 2024	30 Sep 2024	0.0375
20 Jun 2024	21 Jun 2024	28 Jun 2024	0.018

Source: Samsung Asset Management (HK) Ltd, as of 30 May 2025

Disclaimer:

- The product has been authorized by the Securities and Futures Commission ("SFC"). Authorization by the SFC does not imply official recommendation. This material is for reference only and does not constitute an offer or suggestion of any transaction in any products. This material is prepared by Samsung Asset Management (Hong Kong) Limited and has not been reviewed by the Securities and Futures Commission ("SFC"). If you are in any doubt about the content of this material, please seek independent financial advice.
- The "S&P High Yield Asia Pacific-Ex New Zealand REITs Select Index" is a product of S&P Dow Jones Indices LLC or its affiliates ("SPDJI") and has been licensed for use by Samsung Asset Management (Hong Kong) Limited ("SAMHK"). Standard & Poor's® and S&P® are registered trademarks of Standard & Poor's Financial Services LLC ("S&P"); Dow Jones® is a registered trademark of Dow Jones Trademark Holdings LLC ("Dow Jones"); and these trademarks have been licensed for use by SPDJI and sublicensed for certain purposes by SAMHK. SAMHK's Samsung S&P High Dividend APAC ex NZ REITs ETF is not sponsored, endorsed, sold or promoted by SPDJI, Dow Jones, S&P, their respective affiliates, and none of such parties make any representation regarding the advisability of investing in such product(s) nor do they have any liability for any errors, omissions, or interruptions of the S&P High Yield Asia Pacific-Ex New Zealand REITs Select Index.